



WFUSM Application Hub

User Guide

Last Date Updated: 2/28/2022


1. Open web browser using either Internet Explorer or Google Chrome
2. Navigate to User Interface URL: <http://wfusmapphub.com>
3. You will now be taken to the landing page.



Wake Forest School of Medicine Application Hub Help

Home


- IAS Announcements
- Education Applications Service Catalog
- High Performance Computing
- Research Applications Service Catalog
- ServiceNow



Research at Wake Forest University

Use this link to access research applications such as IRB, WISER, OnCore, I2B2, etc.

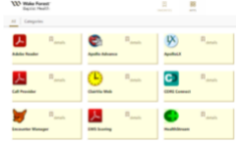
[Research Applications >>](#)



Wake Forest School of Medicine Education

Use this link to access education applications like Canvas, LCMS+/LEO, WakeTrack, e-Anatomy, etc.


[Education Applications >>](#)



Atrium Wake Forest Baptist Internal Portal

Use this link to get to clinical applications such as WakeOne, HealthStream, Outlook, etc.

[Wake Internal Portal >>](#)



Atrium Health Connect


External site for employee self-service.

Atrium network credentials are required to access applications on this site.

[Atrium Resources >>](#)

© 2022 - Wake Forest School of Medicine Application Hub

4. Select desired Application by clicking appropriate tile.



Wake Forest[®]
School of Medicine

Research Applications Education Applications Wake Forest App Portal Atrium Health Connect Help

Home
IAS Announcements
Education Applications
Service Catalog
High Performance Computing
Research Applications
Service Catalog
ServiceNow

Search Applications

Campus Solutions
Student Information System / Grades
Launch

Canvas
Curriculum delivery; resource sharing
Launch

Leo
POWERED BY DaVinci
LCMS Plus (LEO)
Curriculum delivery; resource sharing
Launch

WakeTrack
Faculty student evaluation; course evaluation
Launch

AQUIFER
Clinical Skill building
Launch

ARCLAND'S VIDEO ATLAS OF HUMAN ANATOMY
Arclands Video Library
Video atlas of human anatomy
Launch

biolucida
Analysis Microscope Images
Launch

box
BOX
Research Cloud Storage
Launch

5. Scroll down or Search* for desired Application.

** Note: you may filter Applications by name using the 'Search Applications' field*

6. Click [Launch] to navigate to you desired Application. *

** Note: most Applications require login credentials*

7. Other Links:

- Use Top menu and Side bar to navigate to Announcements, and other links